

2021 Spring Showcase II

Powered by



DIGITAL
HORSESHOW.COM

AN IHSA ONLINE
HUNTER SEAT
AND WESTERN
HORSE SHOW

MARCH
22-31
2021

Thank You to All Our Sponsors!

Platinum Sponsors & Membership Partners



OFFICIAL HELMET AND GLOVE



OFFICIAL SADDLE



OFFICIAL HAY SUPPLIER



OFFICIAL HORSE CLOTHING

Gold Sponsors



Bronze Sponsors



Supporting Sponsors



Affiliates



Media Partners




Never Quit Learning

— *with* —

The American
Quarter Horse
Journal

— *and the* —

AQHA Premier
eBook Library



Learn more and enjoy
these great resources.

Available exclusively to all AQHA members.

THIS IS DUBLIN

Dublin Lifestyle Boot Range Out Now

dublinclothing.com

DUBLIN

BORN EQUESTRIAN



DISCOVER THE

JOY



Bringing the joy of horse sports to as many people as possible, US Equestrian is pleased to offer free Fan Memberships to all IHSA riders, coaches, parents, and staff. Become a member today by visiting usef.org and use promo code IHSA21.

Show Information



IHSA EXECUTIVE DIRECTOR

Peter Cashman

JUDGES

TBA

SHOW MANAGER

Kelly Francfort, IHSA Vice President

IHSA NATIONAL STEWARD

Sherri West

HUNTER SEAT TESTS

IHSA Hunter Seat Committee
Eddie Federwisch, IHSA Hunter Seat Committee Chair

JUMP COURSE DESIGNER

Richard Luckhardt
IHSA Zone 1 Region 5 President

WESTERN PATTERNS

IHSA Western Committee
Amanda Ellis, IHSA Western Committee Chair

HORSEMANSHIP CHALLENGE

Cricket Stone Morris, IHSA National Secretary

ENTRY INFORMATION

Entries will be open from March 22-31, 2021.
All entries shall be submitted through
DigitalHorseshow.com. Click on Compete and
Register then choose IHSA Online Horse Show. Riders
will upload videos of the appropriate
test/pattern/course. Please see video guidelines.

VIDEOS TO BE ENTERED

March 22-31, 2021

ENTRY FEES

\$28 per class payable to DigitalHorseShow.com.
Payment should be made online through
DigitalHorseShow.com.

ALL ENTRY FEES ARE NON-REFUNDABLE
ONCE THE SHOW HAS CLOSED. Should an
individual or team enter the horse show and/or
upload a video by mistake, entry fees may be
refunded only during the entry period.

Please contact support@horseshow.live for
assistance

Show Information



ADDITIONAL INFORMATION

Questions concerning the prizelist and its content may be directed to Kelly Francfort at klfrancfort@gmail.com.

Questions or technical issues associated with entries or uploading videos may be directed to support@horseshow.live.

Series Awards

Series Awards will be given to the highest scoring teams and individual riders both in Western and Hunter Seat,

Teams must participate in at least two of the three online shows. If a team participates in the entire series, the team's top two scores will count towards the series awards. Champion and reserve champion awards will be presented to the Hunter Seat and Western teams who have the highest accumulated points.

Individual High Point Rider Series Awards will be given to both undergraduate and alumni. Riders must compete in two of the three online shows. There must be three (3) in a class for points to count towards Series Awards.

IHSA ONLINE SHOW SERIES

- Inaugural Online Horse Show – Nov. 2-22, 2020
- Spring Showcase I – Feb. 15-25, 2021
- Spring Showcase II – Mar. 22-31, 2021
(target results date Apr. 12)

Horsemanship Challenge

Put your horsemanship to the test! This challenge class will recognize equestrians who have exceptional horsemanship knowledge. There is no entry fee for this class.

Submit your answers to the challenge questions in a video that is under 3 minutes in length. Winners will be announced during the Results Celebration.

Let USHJA Help You Achieve Your #EducationGoals



LISA BARNES/USHJA

With numerous educational opportunities offered across the country and online, check out these exciting USHJA programs, clinics, grants and scholarships and find the ones that fit your goals!

Lindsay Maxwell Charitable Fund/
USHJA Emerging Athletes Program
ushja.org/EAP

USHJA Horsemanship Quiz Challenge
ushja.org/HQC

USHJA Directory of Clinics
ushja.org/Clinics

USHJA Gold Star Clinics
ushja.org/EmergingJumper

USHJA Recognized Riding Academies
ushja.org/RidingAcademy

\$25,000 Hamel Family Scholarship
ushja.org/foundation/Hamel

Educational Grants and Scholarships
available by USHJA Zone
ushja.org/Zones

Educational Resources,
Videos and Content
ushja.org/BestPractices

Horsemanship Clinics
ushja.org/horsemanshipclinics

Webinars
ushja.org/webinars

Sport History/USHJA Wheeler Museum
ushja.org/wheeler

Save 50% when you upgrade your USHJA Collegiate Membership to a USHJA Associate Membership using the code IHSA2021.

Visit ushja.org for more information and to find more educational opportunities near you!



Rules & Guidelines



1. All participating teams, undergraduate riders and alumni riders must be current members of the IHSA. All appropriate membership paperwork and fees must be submitted prior to participation in the IHSA Online Horseshow.
2. Teams and participants should review the DigitalHorseShow.com Terms of Service/Rules & Regulations for competition rules and guidelines specific to the online format.
3. When applicable, the IHSA Rulebook must be followed.
4. Riders must enter at their appropriate IHSA level as per the placement guidelines in the IHSA Rulebook.
5. Riders may participate in both the IHSA Online Horseshow and regular IHSA horseshows, where available.
6. For all classes, riders will upload a video to DigitalHorseShow.com of the assigned test, pattern or jump course, depending upon the class entered. Please refer to the video guidelines.
7. Team points will be calculated by taking the points of the highest placed rider in each division. Overall team results will be announced
8. Points earned by teams or individuals during the IHSA Online Horseshow do not count towards any regular post season competition or rider advancement.
9. Participation in the IHSA Online Horseshow has no impact on IHSA member's eligibility. The only exception is for new riders in Classes 1 and 11. Please refer to IHSA Rule 8102-A1 and Rule 9102-A1 for specific information.
10. The IHSA reserves the right to divide entries geographically should there be significant entries.
11. Appropriate show attire should be worn.

ALL ENTRY FEES ARE NON-REFUNDABLE ONCE THE SHOW HAS CLOSED.
Should an individual or team enter the horse show and/or upload a video by mistake, entry fees may be refunded only during the entry period. Please contact support@horseshow.live for assistance.

Video Guidelines

1. Videos of patterns and courses should not be edited but rather a continuous film from the beginning to the end.
2. The videographer should stand outside of the ring/arena approximately halfway down the long side. Videos may be shot using a cell phone or video camera.
3. Do your best to ensure that the lighting is sufficient. It is recommended that you review your video prior to uploading.
4. Upload the videos to DigitalHorseShow.com.

This entry constitutes an agreement and affirmation that the institution making it, and each of its riders, coaches and trainers shall accept and abide by the rules of the IHSA and of the Show, that each rider is eligible as entered, that they will accept as final any rulings of the IHSA with respect to their conduct and each entry agrees to defend and hold the IHSA, its directors, officials, employees and all persons, stables or other entities providing facilities, horses or equipment for the Show, harmless for any claim, action or suit, for injury, property damage or death sustained during participation in the show by the entity, his or her coach, trainer or visitors.

Furthermore, the institution, riders, coaches, trainers, and/or any affiliate, agent, and/or representative of the foregoing, hereby acknowledge and recognize that competing in an IHSA event and/or show may result in substantial and serious injury, including, but not limited to, maiming, paralysis, and/or death; that all of the foregoing persons openly and freely accept all of the potential risks associated with participation in an IHSA event and/or show; and they agree to waive, release, and hold harmless the IHSA, and/or any members, agent, and/or affiliates of the IHSA, from any and all actions, causes of action, suits, debts, promises, damages, judgments, claims, and/or demands whatsoever, in law and/or equity, as well as agree to defend and indemnify the IHSA, its members, agents, and/or affiliates, from any threatened and/or actual liability.



Your Best Hay

“Farming is in our blood. Providing great service and products to our customers has been passed on down through generations of my family.”


—Chris Johnson, Owner

Official Supplier of the IHSA

Hay / Bedding / Grain

EasternHay.com | 845-855-3291 | Pawling, NY








The Future of Equestrian Sport.



WORLD EQUESTRIAN CENTER®
OCALA, FL

Quality. Class. Distinction:

wec.net •   



YOUR HORSE IS SPECIAL. HIS SUPPLEMENT PROGRAM SHOULD BE TOO.

Support him every day with SmartPaks

Feeding supplements every day is key to supporting a healthy horse. With SmartPaks, you get the right dose every time with pre-measured Paks, the freshest supplements due to their airtight seals, and confidence that each supplement has undergone quality-control procedures.

For more information, go to SmartPak.com/SmartPaks
or call our Horse Health Experts at **1-800-461-8898**





- CLASS 1: Introductory Hunter Seat Equitation
- CLASS 2A: Pre-Novice Hunter Seat Equitation
- CLASS 2B: Novice Hunter Seat Equitation
- CLASS 3: World Equestrian Center Limit Hunter Seat Equitation
on the Flat
- CLASS 4: World Equestrian Center Limit Hunter Seat Equitation
Over Fences
- CLASS 5: Intermediate Hunter Seat Equitation on the Flat
- CLASS 6: Intermediate Hunter Seat Equitation Over Fences
- CLASS 7: Open Hunter Seat Equitation on the Flat
- CLASS 8: Open Hunter Seat Equitation Over Fences
- CLASS 9: Alumni Hunter Seat Equitation on the Flat
- CLASS 10: Alumni Hunter Seat Equitation Over Fences

CLASS 11: Beginner Western Horsemanship

CLASS 12A: Rookie A Western Horsemanship

CLASS 12B: Rookie B Western Horsemanship

CLASS 13: Level I Western Horsemanship

CLASS 14: Level II Western Horsemanship

CLASS 15: Level II Ranch Riding

CLASS 16: Open Western Horsemanship

CLASS 17: Open Reining

CLASS 18: Alumni Western Horsemanship

CLASS 19: Alumni Ranch Riding*

*Please note that this is not an official IHSA division; it is offered solely through this online format in lieu of Alumni Reining in an effort to increase participation. In order to be eligible to compete in this class, Alumni riders should not be eligible for Class 11 and have a degree of skill equal to at least Class 14 Level II Horsemanship. Please refer to IHSA Rule 6500 Western Ranch Riding for details about the division and riding guidelines.

Students are asked to demonstrate the following elements in any order displaying proper organization and horsemanship. The intent of this format is that students should plan and execute a smooth and accurate performance. The length of submissions should coincide within the time frame set forth for each division. The following information is also available to be downloaded from DigitalHorseShow.com.

CLASS 1: INTRODUCTORY HUNTER SEAT EQUITATION

Students will execute the following requirements within a 2-3 minute period:

- Walk to the left and right.
- Rising trot to the left and right.
- Halt.
- Demonstrate two-point position at the trot to the left and right.
- Line up on center line with back to the camera to determine completion of the demonstration ride.

CLASS 2A: PRE-NOVICE HUNTER SEAT EQUITATION

Students will execute the following requirements within a 3-4 minute period:

- Walk to the left and right.
- Rising trot to the left and right.
- Halt.
- Demonstrate two-point position at the trot to the left and right.
- Canter to the left and the right.
- Line up on center line with back to the camera to determine completion of the demonstration ride.

CLASS 2B: NOVICE HUNTER SEAT EQUITATION

Students will execute the following requirements within a 3-4 minute period:

- Walk to the left and right.
- Rising trot to the left and right.
- Halt.
- Demonstrate two-point position at the trot to the left and right.
- Canter to the left and the right.
- Line up on center line with back to the camera to determine completion of the demonstration ride.

CLASS 3: WORLD EQUESTRIAN CENTER LIMIT HUNTER SEAT EQUITATION

Students will execute the following requirements within a 3-4 minute period:

- Walk to the left and right.
- Rising trot to the left and right.
- Sitting trot to the left and right.
- Halt.
- Demonstrate two-point position at the trot to the left and right.
- Canter to the left and right.
- Line up on center line with back to the camera to determine completion of the demonstration ride.

CLASS 5: INTERMEDIATE HUNTER SEAT EQUITATION

Students will execute the following requirements within a 3-4 minute period:

- Walk to the left and right.
- Rising trot to the left and right.
- Demonstrate a lengthening of stride at the rising trot.
- Sitting trot to the left and right.
- Halt.
- Canter to the left and right.
- Demonstrate a change of direction at the canter with a change of lead. Change may be flying or simple.
- Line up on center line with back to the camera to determine completion of the demonstration ride.

CLASS 7: OPEN HUNTER SEAT EQUITATION

Students will execute the following requirements within a 4-5 minute period:

- Walk to the left and right.
- Rising trot to the left and right.
- Sitting trot to the left and right.
- Canter to the left and right.
- Demonstrate a change of direction at the canter with a change of lead. Change may be flying or simple.
- Halt. Riders must drop their irons with the option of crossing them. Rising trot to the left and right and sitting trot to the left and right without irons.
- Line up on center line with back to the camera to determine completion of the demonstration ride.

CLASS 9: ALUMNI HUNTER SEAT EQUITATION

Students will execute the following requirements within a 3-4 minute period:

- Walk to the left and right.
- Rising trot to the left and right.
- Sitting trot to the left and right.
- Halt.
- Canter to the left and right.
- Line up on center line with back to the camera to determine completion of the demonstration ride.

Horsemanship Challenge

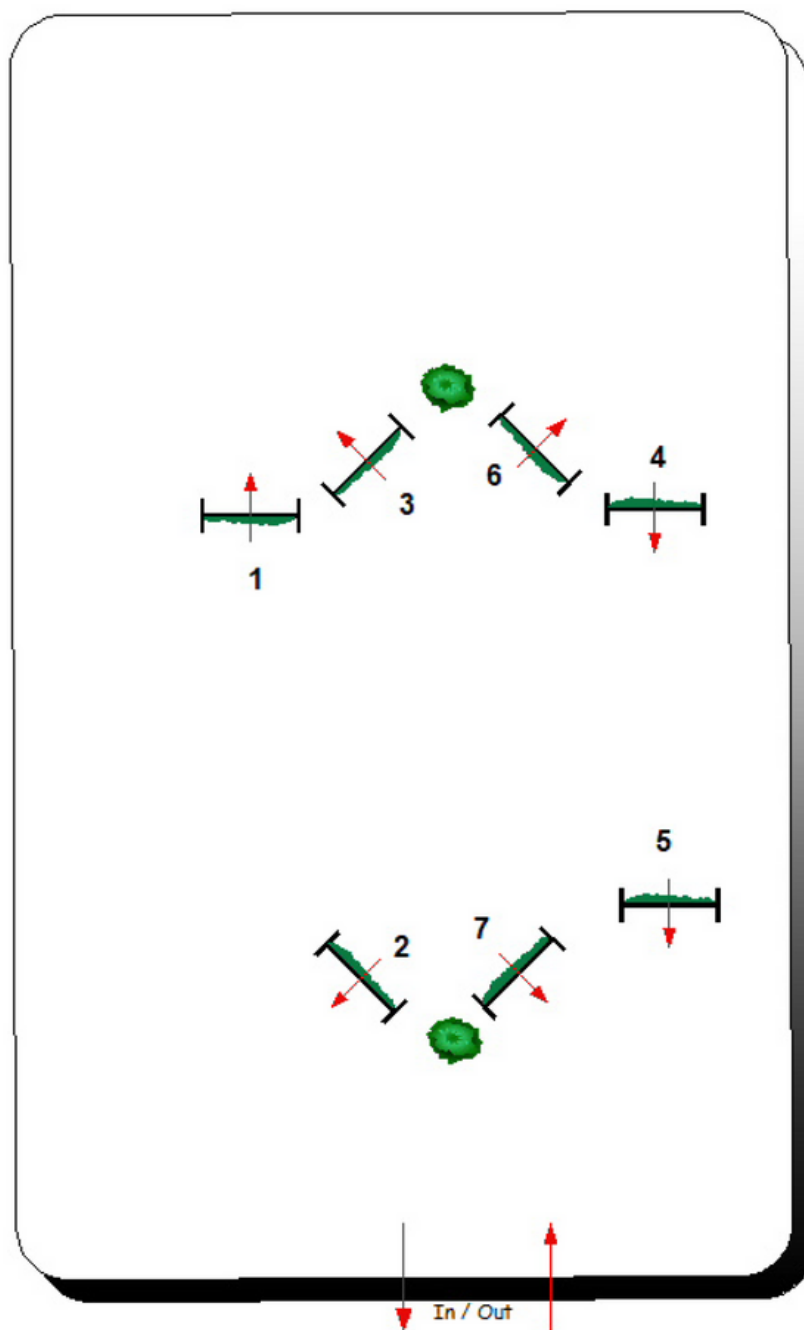
Students will video the answers to the Horsemanship Challenge questions and submit directly to IHSA National Secretary, Cricket Stone Morris via [email](#).

Videos may be no longer than 3 minutes total. There is no entry fee for this class.

[CLICK HERE FOR HORSEMANSHIP CHALLENGE QUESTIONS
AND SUBMISSION INFORMATION](#)

COURSE # 1

Class 4: World Equestrian Center Limit Hunter Seat Equitation Over Fences

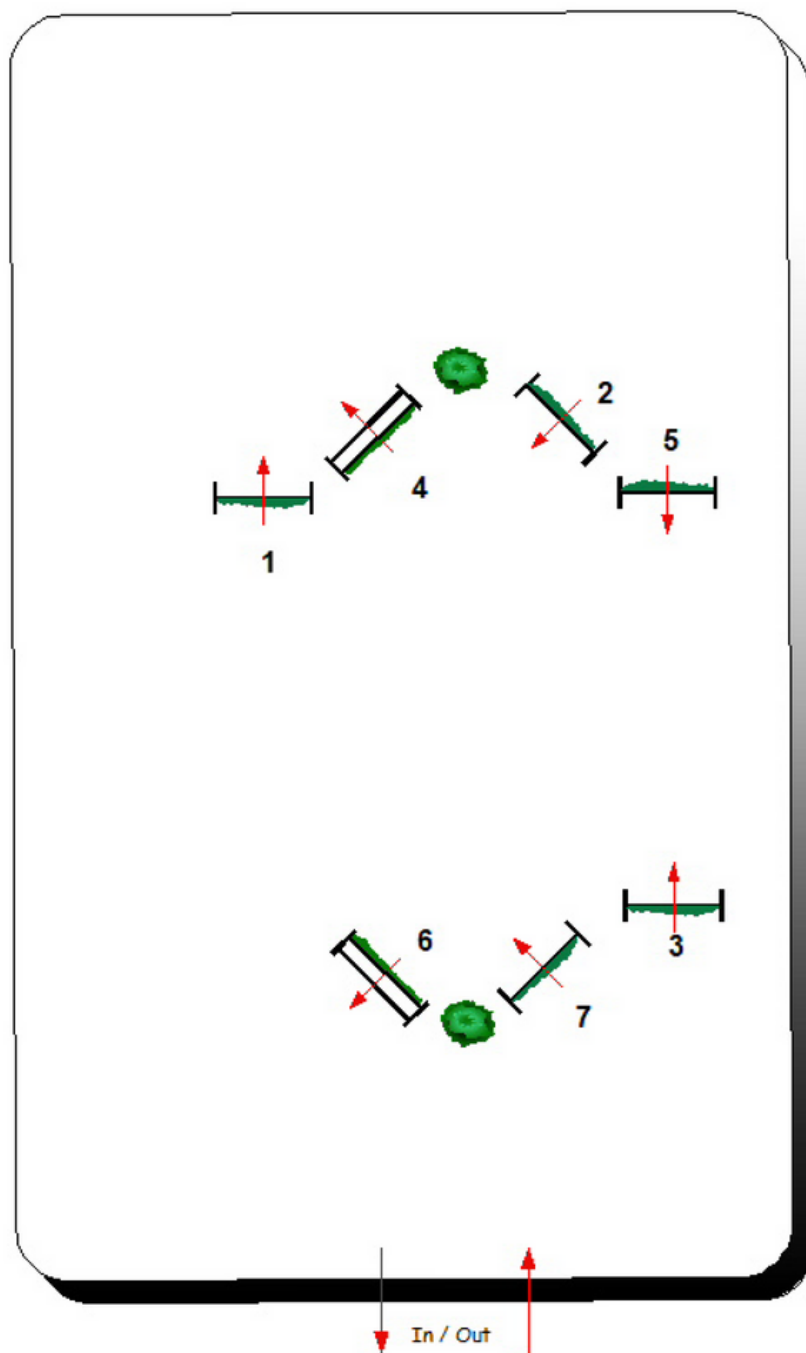


FENCES 1-7

The line from Fence 4 - Fence 5 should be at least five strides.

COURSE # 2

Class 6: Intermediate Hunter Seat Equitation Over Fences

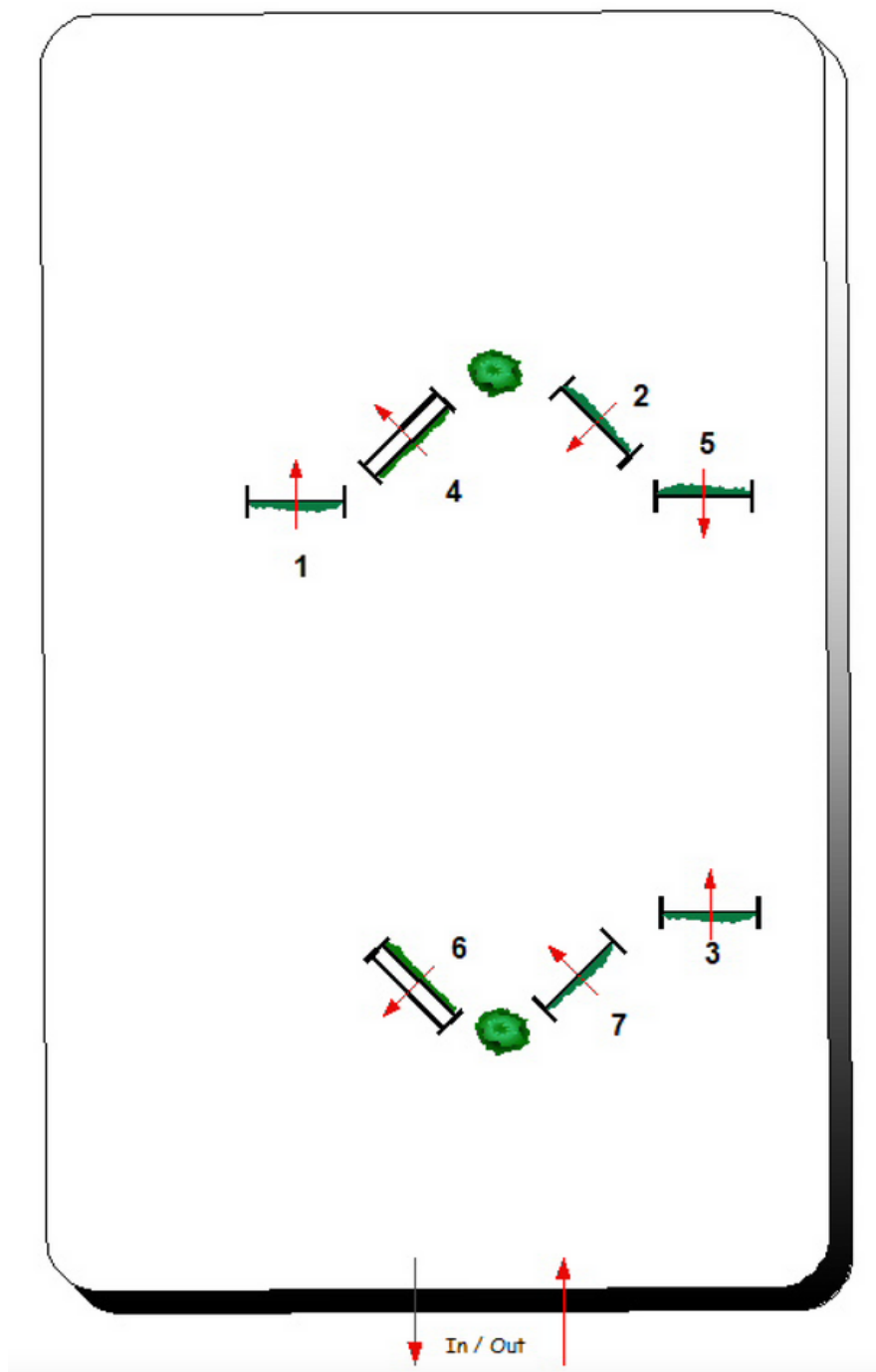


FENCES 1-7

Bending lines (fence 3-4 and fence 5-6)
should be five or six strides, if possible.

COURSE # 3

Class 8 : Open Hunter Seat Equitation Over Fences

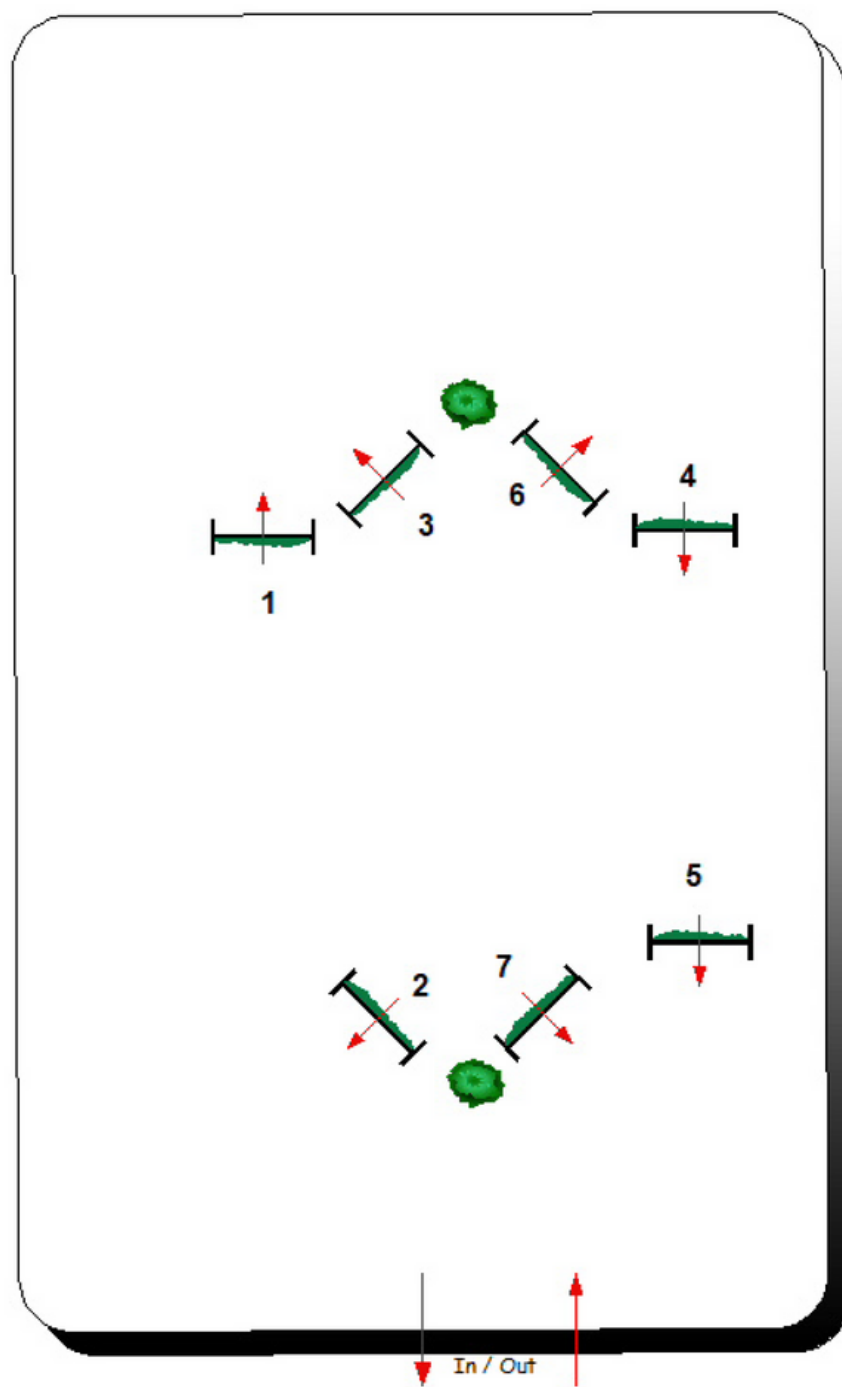


FENCES 1-7

Bending lines (fence 3-4 and fence 5-6)
should be five or six strides, if possible.

COURSE # 4

Class 10 : Alumni Hunter Seat Equitation Over Fences



FENCES 1-7

The line from fence 4 to fence 5 should be at least five strides.



Samshield
headwear

THE *official*
HELMET AND GLOVE
OF THE IHSA



Pattern assignments are listed below for each class. All horsemanship patterns are available at www.ihsainc.com/events/semi-finals under Approved Western Patterns.

IHSA Reining Patterns can be found at www.ihsainc.com/membership/rules and the NRHA Reining Patterns are accessible at on NRHA website [here](#).

All patterns will be available to download from the DigitalHorseShow.com platform.

CLASS 11: Beginner Western Horsemanship – Beginner Pattern K

CLASS 12A: Rookie A Western Horsemanship – Rookie Pattern E

CLASS 12B: Rookie B Western Horsemanship – Rookie Pattern P

CLASS 13: Level I Western Horsemanship – Level I Pattern L

CLASS 14: Level II Western Horsemanship – Level II Pattern V

CLASS 15: Level II Ranch Riding – Level II Ranch Riding Pattern C

CLASS 16: Open Western Horsemanship – Open Pattern W

CLASS 17: Open Reining – NRHA Pattern 3

CLASS 18: Alumni Western Horsemanship – Level I Pattern L

CLASS 19: Alumni Ranch Riding – Level II Ranch Riding Pattern C

RESPECT THE HORSE. RESPECT THE SPORT.

NRH*ya*A

national reining horse youth association

A Place for Everyone

Leadership Opportunities

Over \$40,000 in *Scholarships* Per Year

Youth Incentive Point Prizes

Varsity *Reining* Club

Join the fun!
NRHyA.com

NRHA

Respect the horse. Respect the sport.

(405) 946-7400 • NRHA.COM



®



**Official
Saddle**
— of the —
IHSA

CONNECTION YOU CAN FEEL

The new Collegiate Close Contact Saddle range is a terrific value, crafted from the finest leather, that is both soft and supple for comfort from the very first ride. Unparalleled attention to detail with shaped knee rolls or triangle grained blocks for a secure position and a narrow twist for stability with flocked or foam panel options for the ultimate close contact fit. With our quick changeable gullet series to custom-fit to your horse – all add up to the perfect riding position. For peace of mind, the range also comes with a 2-year saddle warranty and 10-year tree warranty. It's more than a better ride. It's a greater bond.

Collegiate

collegiatesaddlery.com

Saddles · Bridlewear · Accessories