



# INAUGURAL IHSA ONLINE HUNTER SEAT AND WESTERN HORSE SHOW

*November 2-22, 2020*




# Never Quit Learning

— *with* —

The American  
Quarter Horse  
Journal

— *and the* —

AQHA Premier  
eBook Library



---

Learn more and enjoy  
these great resources.

---

*Available exclusively to all AQHA members.*



# THIS IS DUBLIN

Dublin Lifestyle Boot Range Out Now

***dublinclothing.com***

**DUBLIN**

BORN EQUESTRIAN





DISCOVER THE

# JOY



Bringing the joy of horse sports to as many people as possible, US Equestrian is pleased to offer free Fan Memberships to all IHSA riders, coaches, parents, and staff. Become a member today by visiting [usef.org](http://usef.org) and use promo code IHSA21.



# Show Information



IHSA EXECUTIVE DIRECTOR	Peter Cashman
JUDGES	Hunter Seat: Kat Mulkey Western: Rhonda Replogle
SHOW MANAGER	Kelly Francfort, IHSA Vice President
IHSA NATIONAL STEWARD	Sherri West
HUNTER SEAT TESTS	IHSA Hunter Seat Committee Eddie Federwisch, IHSA Hunter Seat Committee Chair
JUMP COURSE DESIGNER	Richard Luckhardt IHSA Zone 1 Region 5 President
WESTERN PATTERNS	IHSA Western Committee Amanda Ellis, IHSA Western Committee Chair
ENTRY INFORMATION	Entries will be open from November 2-15, 2020 All entries shall be submitted through DigitalHorseShow.com. Click on Compete and Register then choose IHSA Online Horse Show. Riders will upload videos of the appropriate test/pattern/course. Please see video guidelines.
VIDEOS TO BE ENTERED	November 2-22, 2020
ENTRY FEE	\$28 per class payable to DigitalHorseShow.com. Payment should be made online through DigitalHorseShow.com.
ADDITIONAL INFORMATION	Questions concerning the prizelist and its content may be directed to Kelly Francfort at <a href="mailto:klfrancfort@gmail.com">klfrancfort@gmail.com</a> .  Questions or technical issues associated with entries or uploading videos may be directed to <a href="mailto:support@horseshow.live">support@horseshow.live</a> .





## **YOUR HORSE IS SPECIAL. HIS SUPPLEMENT PROGRAM SHOULD BE TOO.**

### **Support him every day with SmartPaks**

Feeding supplements every day is key to supporting a healthy horse. With SmartPaks, you get the right dose every time with pre-measured Paks, the freshest supplements due to their airtight seals, and confidence that each supplement has undergone quality-control procedures.

For more information, go to [SmartPak.com/SmartPaks](https://SmartPak.com/SmartPaks)  
or call our Horse Health Experts at **1-800-461-8898**









## *Rules & Guidelines*

---

1. All participating teams, undergraduate riders and alumni riders must be current members of the IHSA. All appropriate membership paperwork and fees must be submitted prior to participation in the IHSA Online Horseshow.
2. Teams and participants should review the DigitalHorseShow.com Terms of Service/Rules & Regulations for competition rules and guidelines specific to the online format.
3. When applicable, the IHSA Rulebook must be followed.
4. Riders must enter at their appropriate IHSA level as per the placement guidelines in the IHSA Rulebook.
5. Riders may participate in both the IHSA Online Horseshow and regular IHSA horseshows, where available.
6. For all classes, riders will upload a video to DigitalHorseShow.com of the assigned test, pattern or jump course, depending upon the class entered. Please refer to the video guidelines.
7. Team points will be calculated by taking the points of the highest placed rider in each division. Overall team results will be announced.
8. Points earned by teams or individuals during the IHSA Online Horseshow do not count towards any regular post season competition or rider advancement.
9. Participation in the IHSA Online Horseshow has no impact on IHSA member's eligibility. The only exception is for new riders in Classes 1 and 11. Please refer to IHSA Rule 8102-A1 and Rule 9102-A1 for specific information.
10. The IHSA reserves the right to divide entries geographically should there be significant entries.
11. Appropriate show attire should be worn.

## *Video Guidelines*

---

1. Videos of patterns and courses should not be edited but rather a continuous film from the beginning to the end.
2. The videographer should stand outside of the ring/arena approximately halfway down the long side. Videos may be shot using a cell phone or video camera.
3. Do your best to ensure that the lighting is sufficient. It is recommended that you review your video prior to uploading.
4. Upload the videos to DigitalHorseShow.com.



This entry constitutes an agreement and affirmation that the institution making it, and each of its riders, coaches and trainers shall accept and abide by the rules of the IHSA and of the Show, that each rider is eligible as entered, that they will accept as final any rulings of the IHSA with respect to their conduct and each entry agrees to defend and hold the IHSA, its directors, officials, employees and all persons, stables or other entities providing facilities, horses or equipment for the Show, harmless for any claim, action or suit, for injury, property damage or death sustained during participation in the show by the entity, his or her coach, trainer or visitors.

Furthermore, the institution, riders, coaches, trainers, and/or any affiliate, agent, and/or representative of the foregoing, hereby acknowledge and recognize that competing in an IHSA event and/or show may result in substantial and serious injury, including, but not limited to, maiming, paralysis, and/or death; that all of the foregoing persons openly and freely accept all of the potential risks associated with participation in an IHSA event and/or show; and they agree to waive, release, and hold harmless the IHSA, and/or any members, agent, and/or affiliates of the IHSA, from any and all actions, causes of action, suits, debts, promises, damages, judgments, claims, and/or demands whatsoever, in law and/or equity, as well as agree to defend and indemnify the IHSA, its members, agents, and/or affiliates, from any threatened and/or actual liability.





*Your Best Hay*

“Farming is in our blood. Providing great service and products to our customers has been passed on down through generations of my family.”

—Chris Johnson, Owner


**Official Supplier of the IHSA**

**Hay / Bedding / Grain**

**EasternHay.com | 845-855-3291 | Pawling, NY**










The Future of Equestrian Sport.



WORLD EQUESTRIAN CENTER®  
OCALA, FL

Quality. Class. Distinction:

wec.net •   







## *Hunter Seat Classes*



- CLASS 1: Introductory Hunter Seat Equitation
- CLASS 2: Novice Hunter Seat Equitation  
*\*Classes 2A PreNovice and 2B Novice will run together*
- CLASS 3: World Equestrian Center Limit Hunter Seat Equitation on the Flat
- CLASS 4: World Equestrian Center Limit Hunter Seat Equitation Over Fences
- CLASS 5: Intermediate Hunter Seat Equitation on the Flat
- CLASS 6: Intermediate Hunter Seat Equitation Over Fences
- CLASS 7: Open Hunter Seat Equitation on the Flat
- CLASS 8: Open Hunter Seat Equitation Over Fences
- CLASS 9: Alumni Hunter Seat Equitation on the Flat
- CLASS 10: Alumni Hunter Seat Equitation Over Fences

## *Western Classes*

- CLASS 11: Beginner Western Horsemanship
- CLASS 12: Rookie Western Horsemanship  
*\*Classes 12A Rookie and 12B Rookie B will run together*
- CLASS 13: Level I Western Horsemanship
- CLASS 14: Level II Western Horsemanship
- CLASS 15: Level II Ranch Riding
- CLASS 16: Open Western Horsemanship
- CLASS 17: Open Reining
- CLASS 18: Alumni Western Horsemanship
- CLASS 19: Alumni Reining Pattern



Students are asked to demonstrate the following elements in any order displaying proper organization and horsemanship. The intent of this format is that students should plan and execute a smooth and accurate performance. The length of submissions should coincide within the time frame set forth for each division. The following information is also available to be downloaded from [DigitalHorseShow.com](http://DigitalHorseShow.com).

### CLASS 1: INTRODUCTORY HUNTER SEAT EQUITATION

Students will execute the following requirements within a 2-3 minute period:

- Walk to the left and right.
- Rising trot to the left and right.
- Halt.
- Demonstrate two-point position at the trot to the left and right.
- Line up on center line with back to the camera to determine completion of the demonstration ride.

### CLASS 2: NOVICE HUNTER SEAT EQUITATION

#### (2A PRE-NOVICE AND 2B NOVICE)

Students will execute the following requirements within a 3-4 minute period:

- Walk to the left and right.
- Rising trot to the left and right.
- Halt.
- Demonstrate two-point position at the trot to the left and right.
- Canter to the left and the right.
- Line up on center line with back to the camera to determine completion of the demonstration ride.

### CLASS 3: WORLD EQUESTRIAN CENTER LIMIT HUNTER SEAT EQUITATION

Students will execute the following requirements within a 3-4 minute period:

- Walk to the left and right.
- Rising trot to the left and right.
- Sitting trot to the left and right.
- Halt.
- Demonstrate two-point position at the trot to the left and right.
- Canter to the left and right.
- Line up on center line with back to the camera to determine completion of the demonstration ride.



## CLASS 5: INTERMEDIATE HUNTER SEAT EQUITATION

Students will execute the following requirements within a 3-4 minute period:

- Walk to the left and right.
- Rising trot to the left and right.
- Sitting trot to the left and right.
- Halt.
- Canter to the left and right.
- Demonstrate a change of direction at the canter with a simple change of lead.
- Line up on center line with back to the camera to determine completion of the demonstration ride.

## CLASS 7: OPEN HUNTER SEAT EQUITATION

Students will execute the following requirements within a 3-4 minute period:

- Walk to the left and right.
- Rising trot to the left and right.
- Demonstrate a lengthening of stride at the rising trot.
- Sitting trot to the left and right.
- Halt.
- Canter to the left and right.
- Demonstrate a change of direction at the canter with a change of lead. Change may be flying or simple.
- Line up on center line with back to the camera to determine completion of the demonstration ride.

## CLASS 9: ALUMNI HUNTER SEAT EQUITATION

Students will execute the following requirements within a 3-4 minute period:

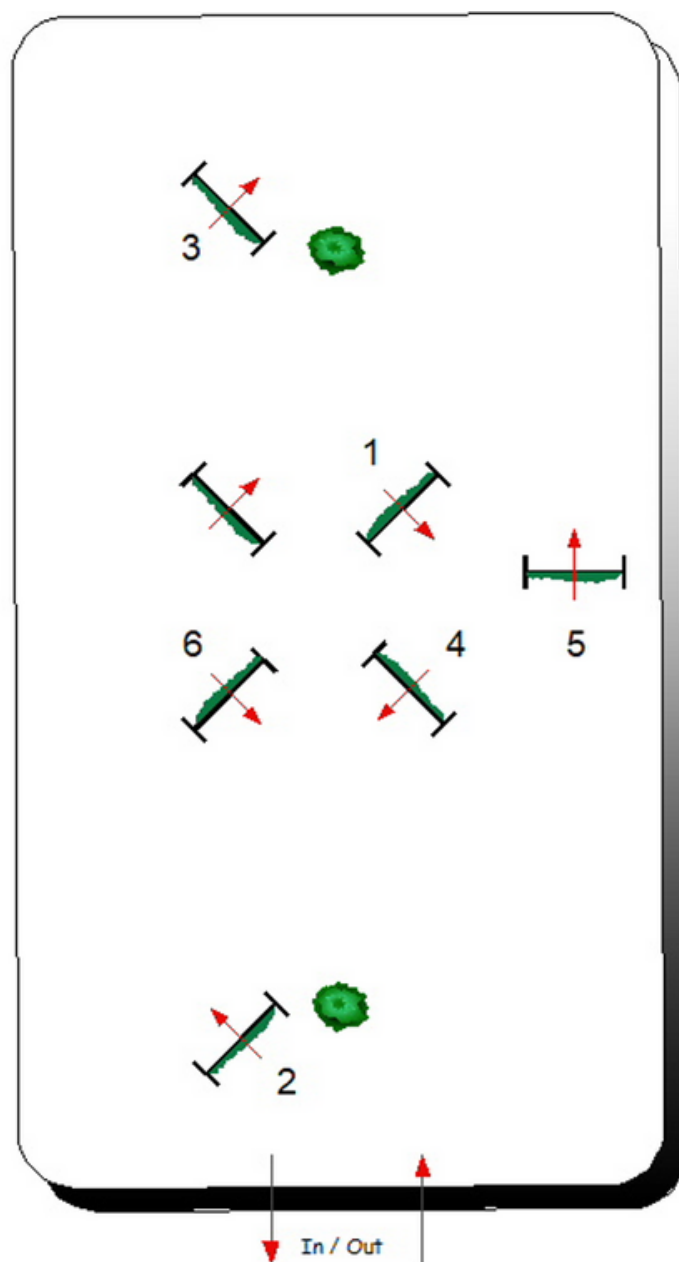
- Walk to the left and right.
- Rising trot to the left and right.
- Sitting trot to the left and right.
- Halt.
- Demonstrate two-point position at the trot to the left and right.
- Canter to the left and right.
- Line up on center line with back to the camera to determine completion of the demonstration ride.



## COURSE # I

Class 4: World Equestrian Center Limit Equitation Over Fences

Class 10: Alumni Equitation Over Fences



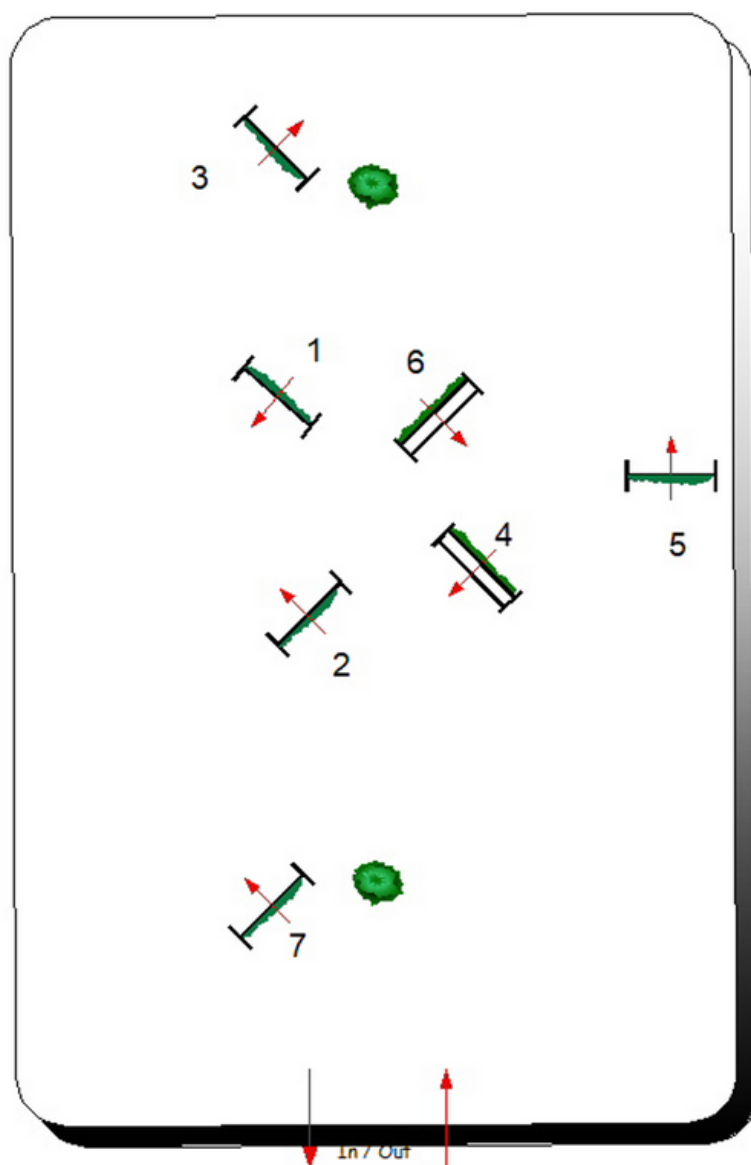
FENCES 1-6



## COURSE # 2

Class 6: Intermediate Equitation Over Fences

Class 8: Open Equitation Over Fences



### FENCES 1-7

The bending line is a variable, in that the rider has the option for 2 tracks. While a 5 stride (72') is ideal, we recommend at least a 60 foot line. The track on the inside of the bend would be a 4 stride for a larger horse, and a 5 stride or more for a smaller horse or large pony. The track on the outside of the bend would allow for a rider to nicely add an additional stride.





*Samshield*  
headwear

THE *official*  
HELMET AND GLOVE  
OF THE IHSA





Pattern assignments are listed below for each class. All horsemanship patterns are available at [www.ihsa-inc.com/events/semi-finals](http://www.ihsa-inc.com/events/semi-finals) under Approved Western Patterns.

IHSA Reining Patterns can be found at [www.ihsa-inc.com/membership/rules](http://www.ihsa-inc.com/membership/rules) and the NRHA Reining Patterns are accessible at on NRHA website [here](#).

All patterns will be available to download from the DigitalHorseShow.com platform.

**CLASS 11:** Beginner Western Horsemanship – Beginner Pattern C

**CLASS 12:** Rookie Western Horsemanship – Rookie Pattern D  
\*Classes 12A Rookie and 12B Rookie B will run together

**CLASS 13:** Level I Western Horsemanship – Level 1 Pattern H

**CLASS 14:** Level II Western Horsemanship – Level 2 Pattern L

**CLASS 15:** Level II Ranch Riding – IHSA Alternate Reining Pattern 11

**CLASS 16:** Open Western Horsemanship – Open Pattern H

**CLASS 17:** Open Reining – NRHA Pattern 6

**CLASS 18:** Alumni Western Horsemanship – Level 1 Pattern H

**CLASS 19:** Alumni Reining Pattern – NRHA Pattern 6



RESPECT THE HORSE. RESPECT THE SPORT.

# NRH*ya*A

national reining horse youth association

## *A Place for Everyone*

*Leadership* Opportunities

Over \$40,000 in *Scholarships* Per Year

*Youth* Incentive Point Prizes

Varsity *Reining* Club

*Join the fun!*  
NRHyA.com

# NRHA

Respect the horse. Respect the sport.

(405) 946-7400 • NRHA.COM



®





## CONNECTION YOU CAN FEEL

The new Collegiate All Purpose Saddle range offers versatility at a great value for everyday riding, making it suitable for virtually every discipline. Unparalleled attention to detail with a semi deep seat for a secure ride, shaped knee rolls for leg position and a narrow twist for stability. With flocked panels and our quick changeable gullet series to custom-fit to your horse – all add up to the perfect riding position. The Collegiate range includes leather and synthetic saddle options. For peace of mind, the range also comes with a 2-year saddle warranty and 10-year tree warranty. It's more than a better ride. It's a greater bond.

# Collegiate

[collegiatesaddlery.com](http://collegiatesaddlery.com)

Saddles • Bridlewear • Accessories